



### District Report Card: 2017


<b>State:</b> Chhattisgarh	<b>District:</b> Baster
<b>Class:</b> 8	<b>Subject:</b> Language
<b>Schools:</b> 51	<b>Students:</b> 1118


### Participation/Coverage


#### Students

<b>GENDER</b> 	Boys		Girls	
	Number	%	Number	%
	563	50.36	555	49.64

<b>AREA</b> 	Rural		Urban	
	Number	%	Number	%
	1036	92.67	82	7.33

<b>CATEGORY</b> 	SC		ST		OBC		GEN	
	Number	%	Number	%	Number	%	Number	%
	31	2.77	727	65.03	232	20.75	128	11.45

<b>CWSN</b> 	LD	VI	HI	S&LD	ID	Oth
	2	0	0	1	0	1

<b>Management</b> 	Government		Government-aided	
	Number	%	Number	%
	1118	100.00	0	0.00

### Average Performance of Students in Language (%)

Overall	Gender		Area		Management		Social Group			
	Male	Female	Rural	Urban	Govt.	Aided	SC	ST	OBC	GEN
53.79	52.90	54.70	53.22	60.98	53.79	0.00	61.94	52.47	57.41	52.76

### Performance on Learning Outcomes (LOs)

Learning Outcomes	Description	Average Performance(%)
L813	Read textual/non-textual materials with comprehension and identifies the details, characters, main idea and sequence of ideas and events while reading	53.79

Range of Performance of Students who Answered Correctly							
Below 30%		30% - 50%		50% - 75%		Above 75%	
Number	%	Number	%	Number	%	Number	%
207	18.52	283	25.31	422	37.75	206	18.43

### Lowest Performing Learning Outcomes (LOs)

1 - Read textual/non-textual materials with comprehension and identifies the details, characters, main idea and sequence of ideas and events while reading (53.79)